



**USAID**  
FROM THE AMERICAN PEOPLE



# Homework Book

English • Kiswahili

**Class 2**



Primary Math and Reading (PRIMR) Initiative

My  
Homework  
Book 2

Name: \_\_\_\_\_

English

## Week 1 Day 1

Read the story.

Sam and Mat see the bird. The bird is big and has long legs. Mat has a net. Mat says “Bird, get in the net.” Sam says, “The bird is too big. It cannot get in the net.” Mat is sad.

Match the sentence with the picture.


The bird has long legs.



Mat has a net.



Mat is sad.



Jina: \_\_\_\_\_

**Kiswahili**

## Wiki ya 1 Siku ya 1

Soma maneno, kisha upige mstari kwenye neno lililo na ile herufi.

<b>a</b>	mjukuu    kaka    kijijini
<b>m</b>	kijiji    akamkumbuka    shule
<b>u</b>	binamu    shangazi    bibi
<b>t</b>	mjomba    babu    humtembelea
<b>l</b>	bibi    karimu    shule







Name: \_\_\_\_\_

English

## Week 1 Day 2

Circle the beginning sound.

Pictures	Sounds
	t      n      m
	t      n      h
	p      s      r
	r      m      l

Jina: \_\_\_\_\_

Kiswahili

## Wiki ya 1 Siku ya 2

### Safari jijini

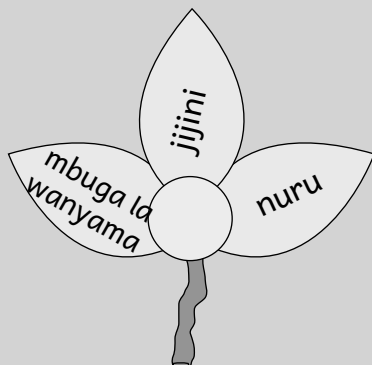
Amina atasafiri jijini Nairobi shule zikifungwa. Ataenda kuwatembelea mjomba na shangazi wake.

Mjomba wake atawapeleka Amina na binamu wake katika mbuga la wanyama ya jiji hilo. Amina ataona wanyama wengi na kucheza na binamu wake. Binamu wake Amina anaitwa Nuru. Nuru anasoma katika darasa la kwanza. Amina anasoma katika darasa la tatu. Nuru atatabasamu akiona binamu wake.



### Jibu maswali yafuatayo.

- 1 Amina ataenda wapi shule zikifungwa? \_\_\_\_\_
- 2 Mjomba wake atawapeleka Amina na binamu wake wapi? \_\_\_\_\_
- 3 Binamu yake Amina anaitwa nani? \_\_\_\_\_



Name: \_\_\_\_\_

English


## Week 1 Day 3

Read the story.


Pat and Mat go to the zoo. Pat wants to see the big bird. Pat looks at the bird. The bird is very big. The bird has very long legs. Mat has a hat. The bird picks the hat. Mat is mad.

Match the sentence to the picture.


The bird has long legs.



Mat has a hat.








The bird picks the hat.



Jina: \_\_\_\_\_

### Wiki ya 1 Siku ya 3

Andika jina sahihi kwenye pengo.





	<p>abab</p> <p>_____</p>
	<p>amam</p> <p>_____</p>
	<p>ulshe</p> <p>_____</p>
	<p>ikit</p> <p>_____</p>
	<p>akak</p> <p>_____</p>

Name: \_\_\_\_\_

English

## Week 1 Day 4

Write the words.

Pictures	Letters
	t m a _____
	t o h _____
	u r n _____
	t h a _____

Jina: \_\_\_\_\_

Kiswahili

## Wiki ya 1 Siku ya 4

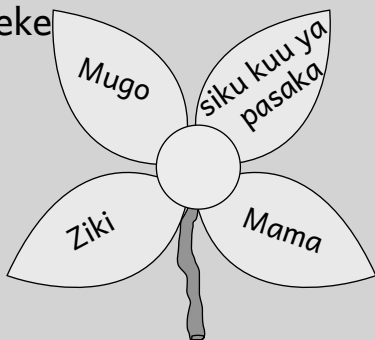
### Siku kuu ya pasaka

Juma alienda kusherehekea siku kuu ya pasaka kijijini. Alienda na kaka, dada, mama na baba yake. Waliishi na mjomba wake Mugo na shangazi Zainabu. Mugo na Zainabu wana mtoto aitwaye Ziki. Ziki ni binamu ya Juma.

Juma, kaka yake, dada yake na Ziki walikuwa wanacheza pamoja. Babu ya Juma pia aliwatembelea huko kijijini. Babu yake aliwauliza watoto majina yao. Hakumkumbuka Juma. Mjomba alimuelezea babu kuwa Juma ni mjukuu wake.

#### Jibu maswali yafuatayo.

- 1 Mtoto wa Juma na Zainabu anaitwa nani? \_\_\_\_\_
- 2 Juma ataenda kijijini kushereheke nini? \_\_\_\_\_
- 3 Mjomba wake Juma anaitwa nani? \_\_\_\_\_
- 4 Juma alienda kijijini na kaka yake, dada yake na nani mwingine? \_\_\_\_\_



Name: \_\_\_\_\_

English

## Week 1 Day 5


Read the story.

At the zoo, Tam met Mat. Mat says, "I see the big bird. Can you see the big bird?" Tam says, "I see the big bird.

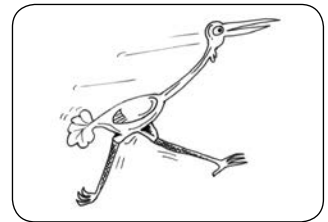
Tam says "I pat the big bird." The big bird runs. Pat cannot pat the big bird.

Match the sentence with the picture.


Tam met Mat.



I see a big bird.








The bird runs.

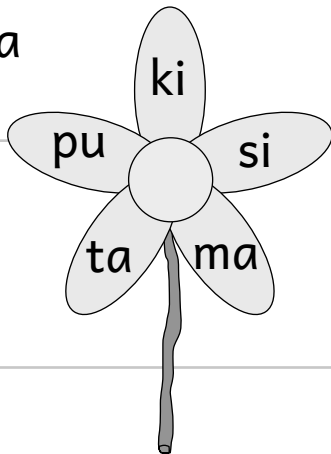


Jina: \_\_\_\_\_

### Wiki ya 1 Siku ya 5

Jaza pengo.

	_____ ti
	_____ ma
	_____ a
	_____ kio
	_____ nda





Name: \_\_\_\_\_

English

## Week 2 Day 1

### Read the story

Nan goes to the shop. At the shop, Nan meets Sam. Nan buys fish and yams. Nan says, "Can you eat fish?" Nan and Sam go home. Nan makes the fish. Sam makes the yams. They eat fish and yams.

### Match the sentence with the picture.


Nan meets Sam.



Nan buys fish.



Sam makes the yams.



Jina: \_\_\_\_\_

**Kiswahili**

## Wiki ya 2 Siku ya 1

Chora mstari chini ya neno linaloanza kwa sauti hii.

**Z**

vifaa      ofisi      zinaweza

**d**

njia      rununu      darasa

**g**

njugu      simu      godoro

**j**

barua      kuja      jana

**f**





kazi      hivi      fanya

Name: \_\_\_\_\_

English

## Week 2 Day 2

Circle the beginning sound.

Pictures	Sounds
	<p><u>sh</u>    <u>p</u>    <u>m</u></p>
	<p><u>n</u>    <u>c</u>    <u>ch</u></p>
	<p><u>t</u>    <u>w</u>    <u>l</u></p>
	<p><u>v</u>    <u>f</u>    <u>m</u></p>

Jina: \_\_\_\_\_

Kiswahili

## Wiki ya 2 Siku ya 2

### Ofisi ya mjomba

Juma alitembelea mjomba wake ofisini. Mjomba ana ofisi kubwa sana. Ofisi ya mjomba ina vifaa mbalimbali anavyovitumia kuwasiliana na watu hapa nchini na ng'ambo. Mjomba ana simu mbili za rununu. Mjomba anatumia tarakilishi kuchapa barua na kutuma barua pepe. Ana vifaa vingine vya mawasiliano kama vile faksi, mashini ya chapa na printa. Juma alikaa kwa ofisi ya mjomba na kutazama runinga siku nzima.



#### Jibu maswali yafuatayo.

- ① Juma alitembelea mjomba wake wapi? \_\_\_\_\_
- ② Mjomba wake ako na simu ngapi za rununu? \_\_\_\_\_
- ③ Juma alitazama nini siku nzima? \_\_\_\_\_

Name: \_\_\_\_\_

English

## Week 2 Day 3

Read the story.

Sam goes to the shop. At the shop Sam sees oranges and mangoes. Sam buys a mango but does not buy an orange. Sam runs home. He sits at the tree and eats the mango. Sam is happy.

Match the sentence with the picture.


Sam goes to the shop.



Sam buys a mango.



Sam eats a mango.




Jina: \_\_\_\_\_

Kiswahili

## Wiki ya 2 Siku ya 3

Andika jina vizuri kwenye pengo.



ngaruni

\_\_\_\_\_



lishikitara

\_\_\_\_\_



ununur

\_\_\_\_\_



ikit

\_\_\_\_\_



uarba





\_\_\_\_\_

Name: \_\_\_\_\_

English

## Week 2 Day 4

Write the words.

Pictures	Letters
	pri _____
	nisg _____
	ginr _____
	pish _____

Jina: \_\_\_\_\_

Kiswahili

## Wiki ya 2 Siku ya 4

### Mawasiliano siku hizi

Siku hizi, mawasiliano yamekuwa rahisi. Watu wa siku hizi wanatumia simu za rununu kuwasiliana kwa urahisi. Tarakilishi nayo inawawezesha watu kutuma barua pepe kwa urahisi.

Wakati wa babu zetu, mawasiliano yalikuwa sio mengi. Watu hawakutumia tarakilishi, wala simu za rununu. Walitumia simu za waya. Hawangeweza kutumia simu hizi nje ya jengo. Walitumia mashini ya chapa lakini hawangeweza kutuma barua pepe.



### Jibu maswali yafuatayo.

- ① Watu hutumia kifaa kipi ili kutuma barua pepe?  
\_\_\_\_\_
- ② Wakati wa babu zetu, watu walitumia nini kuwasiliana? \_\_\_\_\_  
(simu za rununu, tarakilishi, simu za waya)
- ③ Ni kipi sio kifaa cha mawasiliano? \_\_\_\_\_  
(simu ya waya, tarakilishi, karatasi)



Name: \_\_\_\_\_

English

## Week 2 Day 5

Read the story.

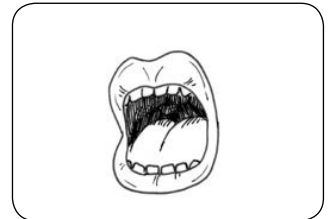
Pam and Sam meet. They play a game. Sam says, "Show me your ear." Pam shows Sam her ear. Pam says, "Show me your leg." Sam shows Pam his leg. Sam says, "Show me your mouth." Pam shows Sam her mouth. Sam runs. Pam says, "I can see you Sam." Sam says, "I can hear you but I can not see you." The game is fun.

Match the sentence with the picture.

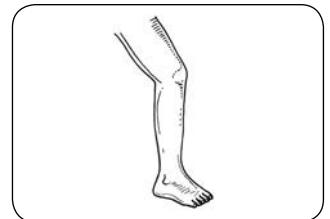
This is a leg.



This is an ear.



This is a mouth.




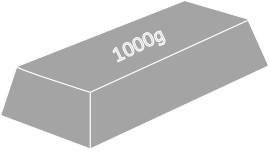


Jina: \_\_\_\_\_

Kiswahili

## Wiki ya 2 Siku ya 5

Chora mstari kulinganisha picha na jina.

	nyanya
	ng'ombe
	dhababu
	Shule
	chui

Name: \_\_\_\_\_

English

## Week 3 Day 1

Read the story.

Rose has a bike and a cat. Rose and the cat ride the bike. The cat is on the front of the bike. Rose cannot see the car. Then Rose hits the car and the cat falls. Rose is sad, but the cat is okay. Rose and the cat ride to school.

Match the sentence with the pictures.

Rose has a bike.



The cat is on the bike.



Rose hits the car.



Jina: \_\_\_\_\_

Kiswahili

## Wiki ya 3 Siku ya 1

Chora mstari chini ya neno linaloanza kwa herufi hii.





m	tarakilishi simu mama
ch	shule chui mche
ng	ngamia akitwanga ng'ombe
g	ngamia godoro yangu
th	dhamani ndani thelathini

Name: \_\_\_\_\_

English

## Week 3 Day 2

Circle the beginning sound.

Pictures	Sounds
	b m l
	k m l
	f l b
	t h m

Jina: \_\_\_\_\_


Kiswahili

## Wiki ya 3 Siku ya 2

### Maria

Siku ya likizo, Maria alitembelea shangazi yake. Shangazi yake alikuwa amewasiliana na mama yake. Mamake Maria alimpigia shangazi ya Maria simu ndio ajue kama alifika salama.

Shangazi yake Maria alifurahi alipomuona. Alimpeleka mgeni wake kwa nyumba na kumkaribisha mezani. Shangazi aliwasha taa na kufungua televisheni ili mgeni astarehe.



### Jibu maswali yafuatayo.

① Maria alitembelea nani wakati wa likizo?

\_\_\_\_\_

② Kwa nini mama yake Maria alimpigia shangazi ya Maria simu?

\_\_\_\_\_

③ Kwa nini shangazi yake Maria alifungua televisheni? \_\_\_\_\_

Name: \_\_\_\_\_

English

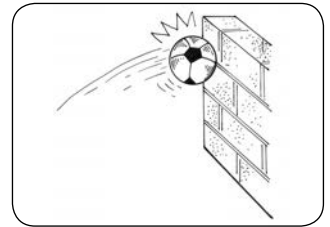
### Week 3 Day 3

Read the story.

Rose plays with the red ball. Rose hits the ball on the wall. The ball goes far and hits a car. The car rips the ball. Rose is sad. Mother gets the ball. Mother says, "I will go to the shop and get a ball." Rose is happy.

Match the sentence with the picture.


Rose plays with the ball.



The ball hits the wall.



The ball hits the car.



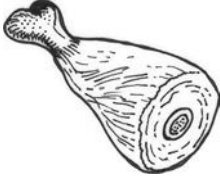




Jina: \_\_\_\_\_

Kiswahili

### Wiki ya 3 Siku ya 3

Chora mstari kulinganisha picha na neno.

	nyama
	ofisi
	moto
	nyumba
	kinu


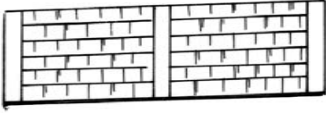




Name: \_\_\_\_\_

English

## Week 3 Day 4

Write the word.

Pictures	Letters
	l a l b _____
	l w l a _____
	r c a _____
	c s r a _____

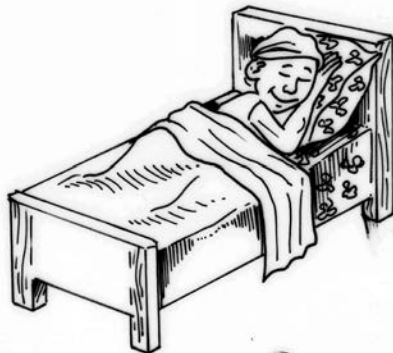
Jina: \_\_\_\_\_

Kiswahili

## Wiki ya 3 Siku ya 4

### Nyumba ya shangazi

Maria alipofika nyumbani kwa shangazi, alikaa kwa nyumba na kutazama televisheni. Maria alianza kusinzia. Mara tu, akasikia shangazi yake akimwita, "Kuja mezani ukale". Maria aliamka na kuelekea mezani. Shangazi yake alikuwa amempikia wali wa nyama. Maria alinawa mikono na kula wali wa nyama. Baada ya kula, Maria aliamua kwenda kulala kitandani. Kitandani, kulikuwa na godoro nzito na blanketi nyororo. Maria alistarehe sana kitandani.



### Jibu maswali yafuatayo.

- 1 Maria alitazama nini kwa shangazi yake? \_\_\_\_\_  
\_\_\_\_\_
- 2 Shangazi alipika nini? \_\_\_\_\_  
\_\_\_\_\_
- 3 Kitanda alipolala Maria kilikuwa na nini? \_\_\_\_\_  
\_\_\_\_\_

Name: \_\_\_\_\_

English


## Week 3 Day 5

Read the story.

Rose meets Mat. Mat has a scar on his face. Rose sees the scar. The scar is big and black. Mat says, "See my scar, Rose?" Rose sees the scar. Mat touches the scar. Mat says, "Oh, that is not fun."

Match the sentence with the picture.

Rose met Mat.



Mat has a scar.



Mat touches the scar.



Jina: \_\_\_\_\_

Kiswahili

### Wiki ya 3 Siku ya 5

Jaza pengo ukitumia silabi zilizoko kwenye ua.

ng'

se \_ \_ \_ nge

dh

\_ \_ \_ habu

ny

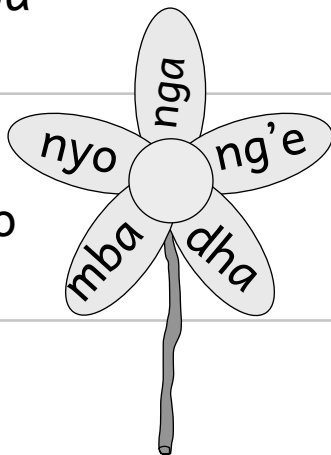
\_ \_ \_ roro

ng

\_ \_ \_ mia

mb

nyu \_ \_ \_



Name: \_\_\_\_\_

English


## Week 4 Day 1

Read the story.


Sam and Mat go to the lake. Mat swims in the lake. Sam is on the soil. Sam cannot swim. He plays with his toy ship. Mat swims to the soil. He plays with Mat and his toy ship. Sam is happy Mat can play.

Match the sentence with the picture.

Sam and Mat go to the lake.



Mat swims.



Sam plays with the toy ship.



Jina: \_\_\_\_\_

Kiswahili

## Wiki ya 4 Siku ya 1

Andika neno ukitumia silabi zifuatazo.

dha

\_\_\_\_\_

sa

\_\_\_\_\_

mi

\_\_\_\_\_

ka

\_\_\_\_\_

ki





\_\_\_\_\_

Name: \_\_\_\_\_

English

## Week 4 Day 2

Circle the beginning sound.

Pictures	Sounds
	<u>sh</u> <u>p</u> <u>s</u>
	<u>s</u> <u>sw</u> <u>m</u>
	<u>s</u> <u>c</u> <u>r</u>
	<u>p</u> <u>l</u> <u>r</u>

Jina: \_\_\_\_\_

Kiswahili

## Wiki ya 4 Siku ya 2

### Shule yetu

Ninasoma katika shule ya msingi ya Dandora. Mwalimu wetu anaitwa Kazungu. Mwalimu wetu anapenda wanafunzi wakisoma.

Yeye husahihisha vitabu vyetu kila siku.

Mwalimu Kazungu huwatuza wanafunzi wake vizuri. Watoto wa shule yetu hupenda kucheza mpira na mwalimu.



### Jibu maswali yafuatayo.

- 1 Shule yangu inaitwaje? \_\_\_\_\_
- 2 Mwalimu wetu anaitwa nani? \_\_\_\_\_
- 3 Mwalimu anasahihisha vitabu vyetu wakati gani? \_\_\_\_\_.



Name: \_\_\_\_\_

English


## Week 4 Day 3

Read the story.


Mat helps clean the pig shed. He puts the pig on the grass. Mat sweeps the grass in the shed. He helps get the shed clean. Then, the big pink pig gets in the shed. It is clean and nice. Sam is happy. The big pink pig is happy.

Match the sentence with the picture.


Mat cleans the shed.



The pig is on the grass.








The pig is happy.



Jina: \_\_\_\_\_

### Wiki ya 4 Siku ya 3

Chora mstari kulinganisha picha na neno.





	<p>kabati</p>
	<p>mimea</p>
	<p>dawati</p>
	<p>darasa</p>
	<p>kitabu</p>

Name: \_\_\_\_\_

English

## Week 4 Day 4

Write the word.

Pictures	Letters
	i p g _____
	r g s a s _____
	h d e s _____
	w s e p e _____

Jina: \_\_\_\_\_

Kiswahili

## Wiki ya 4 Siku ya 4

### Mwalimu mkuu

Mwalimu wetu mkuu anaitwa Kijana. Yeye ana ofisi kubwa. Mwalimu mkuu hutumia tarakilishi kuandika barua. Katika ofisi ya mwalimu mkuu, kuna meza. Kwenye meza, kuna faksi na mashini ya chapa.

Kwenye meza pia kuna rejista yenye majina ya walimu na wazazi. Kwa ukuta wa ofisi yake, kuna kabati kubwa ya kihifadhia vitabu na televisheni.



### Jibu maswali yafuatayo.

- ① Mwalimu mkuu wetu anaitwa nani?  
\_\_\_\_\_
- ② Mwalimu mkuu hutumia nini kuandika barua?  
\_\_\_\_\_
- ③ Mwalimu anahifadhia vitabu vyake wapi? \_\_\_\_\_  
\_\_\_\_\_

Name: \_\_\_\_\_

English

## Week 4 Day 5

Read the story.


Pat rides the grey bike to the shop. Today Pat will sell the grain at the shop. The grain is in two big bags. At the shop, Pat puts the grain in the bin. Sam is in the shop. Sam says, "I will get the grain." Sam has the grain. Pat is happy.

Match the sentences with the pictures.

Pat rides the bike.



Pat puts the grain in the bin.



Sam has the grain in the bin.



Jina: \_\_\_\_\_

**Wiki ya 4 Siku ya 5**

Andika neno ukitumia silabi zifuatazo.

mwa	_____
ka	_____
wa	_____
ta	_____
nyu	_____

Name: \_\_\_\_\_

English

## Week 5 Day 1

Read the story.

Baby Sara is cute. She has a pink dress. Baby Sara has a drink. Sara wants to drink, but the drink is big. The drink is too big in her hands. The drink falls on her legs and the pink dress. Then the pink dress is dirty. Now, baby Sara needs a bath.

Match the sentence with the picture.

Baby Sara is drinking.



The drink falls on her legs.



The pink dress is dirty.



Jina: \_\_\_\_\_

**Kiswahili**

## Wiki ya 5 Siku ya 1

Chora mstari chini ya neno linaloanza na herufi hii.

**k**

tikiti njia kitabu

**sh**

shule huzunisha kengele

**sw**

huzunisha asali swahili

**th**

dhahabu thelathini hadithi

**ng'**

ngoma ng'ombe kengele







Name: \_\_\_\_\_

English

## Week 5 Day 2

Circle the beginning sound.

Pictures	Sounds
	<u>s</u> <u>m</u> <u>st</u>
	<u>l</u> <u>h</u> <u>t</u>
	<u>st</u> <u>d</u> <u>s</u>
	<u>dr</u> <u>s</u> <u>m</u>

Jina: \_\_\_\_\_

Kiswahili

## Wiki ya 5 Siku ya 2

### Nelima

Nelima anasoma katika darasa la pili. Alikuwa anasinzia darasani wakati mwalimu alikuwa akisoma hadithi.

Mwalimu alimuita na akamwambia amsubiri kwa ofisi ya mwalimu mkuu. Kengele ilipolia, tulisubiri Nelima nje ya ofisi ya mwalimu mkuu. Mwalimu alikuja na kusema kuwa Nelima ni mgonjwa. Wanafunzi walihuzunishwa sana na ugonjwa wa Nelima. Mwalimu alimwambia aende nyumbani.



### Jibu maswali yafuatayo.

- 1 Nelima anasoma darasa la ngapi?  
\_\_\_\_\_
- 2 Kwa nini Nelima alikuwa anasinzia darasani?  
\_\_\_\_\_
- 3 Kwa nini wanafunzi walihuzunika?  
\_\_\_\_\_

Name: \_\_\_\_\_

English


## Week 5 Day 3

Read the story.


Esther likes to brush her teeth. Esther opens her mouth. She will brush and brush. Her teeth are clean. Sam does not brush his teeth. Sam does not like to brush. His teeth are dirty. Esther says, "Clean teeth are nice."

Match the sentence and the picture.

Esther likes to brush her teeth.



Her teeth are clean.



His teeth are dirty.



Jina: \_\_\_\_\_

Kiswahili

### Wiki ya 5 Siku ya 3

Chora mstari kulinganisha picha na neno.



bendera



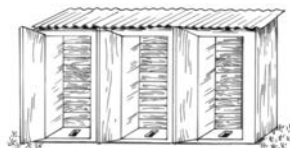
mawe



vyoo



mwalimu




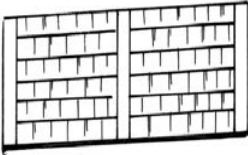


maktaba

Name: \_\_\_\_\_

English

## Week 5 Day 4

Write the word.

Pictures	Letters
	l a l b <hr/>
	l w l a <hr/>
	r c a <hr/>
	c s r a <hr/>

Jina: \_\_\_\_\_


Kiswahili

## Wiki ya 5 Siku ya 4

### Maktaba

Maktaba ya shule yetu ni kubwa sana. Ina vitabu vingi na meza kubwa. Ukuta wa maktaba ni mrefu na umepambwa na michoro mingi. Kuna madirisha makubwa na rejista ya kuandika majina ya wanafunzi wanaotembelea maktaba.

Kiranja wetu  
huandika  
majina ya wale  
wanafunzi  
wanaosinzia  
maktabani na  
kumpa mwalimu  
mkuu.



#### Jibu maswali yafuatayo.

- 1 Rejista ya maktaba hutumika kufanya nini?  
\_\_\_\_\_
- 2 Ni nani huandika majina ya wanafunzi wanaosinzia maktabani? \_\_\_\_\_
- 3 Unafikiria mwalimu mkuu anawafanya nini wanafunzi wanaosinzia maktabani? \_\_\_\_\_

Name: \_\_\_\_\_

English

## Week 5 Day 5

Read the story.


Today Esther wants to wash the clothes. She puts water in the basin. She puts the shorts in the water. She puts the shirt in the water. She spins the clothes in the basin. She washes the clothes with her hands. Esther likes clean clothes.

Match the sentence with the picture.

She puts water in the basin.



She washes clothes with her hands.



Esther likes clean clothes.



Jina: \_\_\_\_\_

Kiswahili

## Wiki ya 5 Siku ya 5

Andika neno ukitumia silabi zifuatazo.

wa

\_\_\_\_\_

mwa

\_\_\_\_\_

ta

\_\_\_\_\_

chu

\_\_\_\_\_

pa

\_\_\_\_\_



Name: \_\_\_\_\_

English

## Week 6 Day 1

Read the story.

Peter and Mary go to the shop. They are hungry. They get tea, and some milk. They ride home on the bike with the flask and milk. Mary makes the tea and puts it in the flask. They have the tea. Mary licks her lips. Tea and milk are nice.

Match the sentence with the picture.


Peter and Mary ride to the shop.



They have tea.



They ride home with the flask and tea.



Jina: \_\_\_\_\_

Kiswahili

## Wiki ya 6 Siku ya 1

Chora mstari chini ya neno linaloanza na sauti hii.

**ny**

yangu, nyanya, zangu

**ng**

ushanga, gari, ngamia

**bw**

mbwa, bweni, maktaba

**ch**

kichongeο, shangazi, choma

**mw**



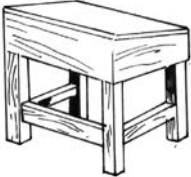

mwalimu, mmea, mlingoti

Name: \_\_\_\_\_

English

## Week 6 Day 2

Circle the end sound.

Pictures	Sounds
	<p><u>m</u>   <u>sk</u>   <u>t</u></p>
	<p><u>sp</u>   <u>l</u>   <u>w</u></p>
	<p><u>d</u>   <u>sk</u>   <u>m</u></p>
	<p><u>st</u>   <u>n</u>   <u>s</u></p>

Jina: \_\_\_\_\_

Kiswahili

## Wiki ya 6 Siku ya 2

### Ukoo wetu

Mama yangu anaitwa Zainabu. Kaka ya mama yangu anaitwa Juma. Juma ni mjomba wangu. Mama ya mama yangu anaitwa Lina. Lina ni nyanya yangu.

Baba yangu anaitwa Yusufu. Baba yangu ana kaka watatu.

Nitawaita kaka wa baba yangu amu.

Dada ya baba ni shangazi yangu.

Nao watoto wa shangazi ni binamu.



### Jibu maswali yafuatayo.

① Mama yangu anaitwaje? \_\_\_\_\_

② Kaka ya mama yangu anaitwaje?  
\_\_\_\_\_

③ Mama ya mama yangu anaitwaje  
\_\_\_\_\_

Name: \_\_\_\_\_

English

## Week 6 Day 3

Read the story.


Maina loves to eat. He eats meat and fish. He takes tea and milk. He eats chips and yams. Mary says, "I want to eat too" Mary eats the fish but not the meat. She eats the peas but not the beans. Maina and Mary eat, eat and eat.

Match the sentence with the picture.


He eats meat and fish.



Mary eats peas.



He eats chips and yams.








Jina: \_\_\_\_\_

Kiswahili

### Wiki ya 6 Siku ya 3

Chora mstari kulinganisha picha na neno.


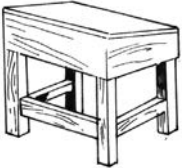


	ndama
	mzoga
	boma
	ng'ombe
	chui

Name: \_\_\_\_\_

English

## Week 6 Day 4

Write the word.

Pictures	Letters
	s a k m _____
	k e d s _____
	w p s a _____
	t e n s _____


Jina: \_\_\_\_\_

Kiswahili

## Wiki ya 6 Siku ya 4

### Chui atembea kijijini

Chebet anaishi katika kijiji cha Timboroa. Boma lake liko karibu na msitu. Siku moja, chui aliingia katika boma la Chebet. Aliingia katika nyumba ya ngombe na kumuua ndama mmoja, kisha akambeba hadi karibu na bwawa la maji na kumla. Asubuhi, Chebet alitafuta huyo ndama lakini hakumuona. Aliita baba yake na watu wote kijijini na kuanza kumtafuta ndama huyo. Walipofika karibu na bwawa, walipata mzoga wa yule ndama. Walishangaa sana na kujiuliza nini kilifanyika. Chebet aliangalia juu ya mti kisha akaona mnyama aliyekuwa na madoadoa. Aliita wanakijiji na wakaona chui. Walipomwona, walikimbia sana wakielekea kituo cha askari walinda wanyama ili kuripotiki kisa hicho.



### Jibu maswali yafuatayo.

① Chebet anaishi wapi?

\_\_\_\_\_

② Chui alifanya nini alipoingia kwenye boma la Chebet? \_\_\_\_\_

③ Unafikiria chui angefanya nini kama wanakijiji hawangekimbia? \_\_\_\_\_



Name: \_\_\_\_\_

English

## Week 6 Day 5

Read the story.

Mary has a mask. Mary puts the mask on. It is a nice mask. Mary meets Maina. Maina says, "That is a nice mask. Can I get a mask?" Maina gets a mask. Then Mary and Maina have masks. Mary and Maina run and play. The masks are fun.

Match the sentence and the picture.

Mary has a mask.



Mary meets Maina.



Mary and Maina play.



Jina: \_\_\_\_\_

**Kiswahili**

## Wiki ya 6 Siku ya 5

Andika neno ukitumia silabi zifuatazo.

**su**

\_\_\_\_\_

**bi**

\_\_\_\_\_

**wa**

\_\_\_\_\_

**she**

\_\_\_\_\_

**ki**

\_\_\_\_\_

Name: \_\_\_\_\_

English

## Week 7 Day 1

Read the story.

Mary has a sore leg. Robert asks, “Why is your leg sore?” Mary says, “The leg cannot run. It is hurt” Robert says, “Mary sit on the mat.” Mary sits. Robert and Mary play on the mat.

Match the sentence and the picture.

Mary has a sore leg.



Mary sits on the mat.



Mary and Robert play on the mat.



Jina: \_\_\_\_\_

**Kiswahili**

## Wiki ya 7 Siku ya 1

Chora mstari chini ya neno linaloisha kwa silabi hii.





<b>ka</b>	kutupa kupumulia kutapika
<b>nywa</b>	nyani nywele kunywa
<b>mu</b>	lima mwalimu maalum
<b>la</b>	kulia lia kula
<b>ma</b>	mama masikio mikono

Name: \_\_\_\_\_

English

## Week 7 Day 2

Write the word.

Pictures	Sounds
	s r o e _____
	e r a s p _____
	c e f a _____
	r a e _____

Jina: \_\_\_\_\_

Kiswahili

## Wiki ya 7 Siku ya 2

### Jito na Jitu

Siku moja, Jito alienda kwa bwawa la maji kucheza. Jito aliona Jitu karibu na bwawa. Jitu lilikua na pua kubwa sana. Kulikuwa na madoadoa mwilini mwa jitu. Lilikuwa na masikio matatu. Jitu lilikuwa na mikono mitatu. Jitu lilikuwa likinywa maji na mdomo wake mkubwa. Jito alifikiri kuliua jitu, lakini lilikuwa kubwa sana. Jito alipatwa na wasiwasi na kulia akiita wanakijiji. Wanakijiji walikuja na kuona lile jitu. Waliogopa na kukimbia wakielekea kijijini.



#### Jibu maswali yafuatayo.

- ① Jito aliona nini karibu na bwawa la maji? \_\_\_\_\_
- ② Jitu lilikuwa na masikio mangapi?  
\_\_\_\_\_
- ③ Kwa nini wanakijiji walikimbia walipoliona jitu? \_\_\_\_\_

Name: \_\_\_\_\_

English


## Week 7 Day 3

Read the story.


Mary has a pet duck. Mary says, "The pet duck has luck." Mary puts the duck on a rock in the sand. The lake is big and the duck runs in the lake. Robert is in the lake. Mary says, "Robert, get the duck!" Robert cannot get the duck. The duck is far. Mary has no luck. Mary is sad.

Match the sentence with the picture.

Mary has a pet duck.



The duck is on a rock.



The duck is in the lake.



Jina: \_\_\_\_\_

Kiswahili

### Wiki ya 7 Siku ya 3

Chora mstali kulinganisha picha na neno.



sikio



Jicho



kidole



mdomo







kichwa



Name: \_\_\_\_\_

Week 7 Day 4


Write the word.

Pictures	Letters
	c k o s _____
	d u k c _____
	r c k o _____
	l k c o _____

## Wiki ya 7 Siku ya 4

### Maina

Maina ni mkulima katika kijiji cha Lima. Yeye hulima mboga, kitunguu na viazi. Maina pia hufuga ng'ombe. Yeye anapenda kazi yake sana. Analima kutumia trekta na pia huitumia kwenda sokoni kuuza mazao yake. Watu wote wa kijiji cha Lima huja kupata maelezo ya ukulima bora kutoka kwa Maina. Ukitaka kuwa mkulima halisi, ona Maina na atakusaidia. Atakuelezea vile unahitaji kufanya ili upate mazao mema shambani mwako.



#### Jibu maswali yafuatayo.

- ① Maina anafanya kazi gani? \_\_\_\_\_
- ② Maina anatumia nini kulima shamba lake? \_\_\_\_\_  
\_\_\_\_\_
- ③ Kwa nini watu wa kijiji cha Lima huja kupata maelezo kwa Maina? \_\_\_\_\_
- ④ Maina anaweza kuwasaidia wakulima vipi kuhusu ukulima bora? \_\_\_\_\_

Name: \_\_\_\_\_

English

## Week 7 Day 5

Read the story.

Robert has red socks. The red socks are very nice. Mary says, "I like the red socks." Robert rides to the shop. He gets Mary red socks. He rides the bike home. Then Mary has red socks too. Mary says "The red socks are very nice."

Match the sentence with the picture.

Robert has red socks.



Robert rides to the shop.



Mary has socks.



Jina: \_\_\_\_\_

Kiswahili

## Wiki ya 7 Siku ya 5

Andika neno ukitumia silabi zifuatazo.

mwi

\_\_\_\_\_

sa

\_\_\_\_\_

mbe

\_\_\_\_\_

ta

\_\_\_\_\_

nga

\_\_\_\_\_

Name: \_\_\_\_\_

English


## Week 8 Day 1

Read the story.

Ben and Mat ride the bike to the lake. But then the bike cannot go. Then Ben and Mat drag the bike. The boys drag the bike on the road. The boys go home with the bike. They put the bike on the wall. Then Ben and Mat are hungry. They eat and eat.

Match the sentence with the picture.

Ben and Mat ride the bike.



Ben and Mat drag the bike.



Ben and Mat eat.



Jina: \_\_\_\_\_

Kiswahili

## Wiki ya 8 Siku ya 1



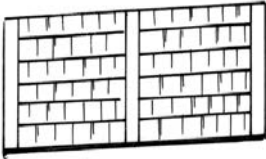

Chora mstari chini ya neno linaloisha kwa silabi hii.

ka	kaki rafiki kufyeka
fu	machafu furaha chafua
ga	ngamia bega aling'oa
zi	mbuzi ziada zama
ta	trekta tai tumia

Name: \_\_\_\_\_

Week 8 Day 2

Circle the beginning sound.

Pictures	Sounds
	p      l      r
	l      r      d
	l      w      s
	p      r      l


Jina: \_\_\_\_\_

Kiswahili

## Wiki ya 8 Siku ya 2

### Shamba letu

Baba yangu ni tajiri. Ana shamba kubwa sana huko kijijini. Yeye ni mkulima. Anatumia trekta kulima shamba lake. Yeye hupanda mtama na maembe. Akipata mazao, anayauza sokoni. Baba yangu pia ana ng'ombe wengi. Hawa ng'ombe wana ndama wengi. Yeye huza maziwa sokoni kwa jirani.



#### Jibu maswali yafuatayo.

- ① Baba yangu anatumia nini kulima shamba lake?  
\_\_\_\_\_
- ② Baba yangu hupanda nini shambani mwake?  
\_\_\_\_\_
- ③ Baba yangu anauza maziwa yake wapi?  
\_\_\_\_\_
- ④ Baba yangu akiuza maziwa hufanya nini na pesa anayoipata? \_\_\_\_\_



Name: \_\_\_\_\_

English

## Week 8 Day 3

Read the story.

Linda sees a spider in a big web at school. The spider is on Ben's seat. Linda drags Ben's seat outside. Linda washes the seat. The spider falls in the sand. Linda drags the seat in the school. Linda says, "Sit Ben." The spider is not on the seat.

Match the sentence with the picture.

Linda sees a spider on Ben's seat.



Linda drags the seat.



Jina: \_\_\_\_\_

Kiswahili

### Wiki ya 8 Siku ya 3

Chora mstari kulinganisha picha na jina.



mboga




ndizi



ng'ombe



trekta







kifyekeo

Name: \_\_\_\_\_

English

## Week 8 Day 4

Write the word.

Pictures	Letters
	n d h a _____
	e s t a _____
	k s m a _____
	l p i _____

Jina: \_\_\_\_\_

Kiswahili

## Wiki ya 8 Siku ya 4

### Safari sokoni

Sofia na mama yake walienda sokoni kununua vitu. Hii ndiyo ilikuwa siku ya kwanza ya Sofia kwenda sokoni. Huko sokoni, wakulima walikuwa wamekuja kuuza chakula. Waliona chakula cha aina nyingi. Kulikuwa na mahindi, mboga, mihogo, ndizi na viazi vitamu. Kuna sehemu nyingine huko sokoni ambapo wakulima walikuwa wanauza ng'ombe. Kulikuwa na wakulima wengi huko sokoni. Mama ya sofia alinunua mahindi, mihogo na mboga.



#### Jibu maswali yafuatayo.

- 1 Sofia aliona nini huko sokoni?  
\_\_\_\_\_
- 2 Wakulima walikuwa wameenda sokoni kufanya nini?  
\_\_\_\_\_
- 3 Mama ya sofia alinunua nini sokoni?  
\_\_\_\_\_
- 4 Kwa nini wakulima wanakuja kuuza chakula yao sokoni? \_\_\_\_\_

Name: \_\_\_\_\_

English


## Week 8 Day 5

Read the story.

Joy and James like to help the teacher. James picks the dry grass. Joy puts grey stones in the sack. James cleans the web and spider on the seat. Joy says, "See the wasp!" James runs but James is hurt. The wasp hurt James on the neck. Joy gets James medicine.

Match the sentence with the picture.

James picks the dry grass.



Joy puts the stones in the sack.



The wasp hurt James.








Jina: \_\_\_\_\_

Kiswahili

## Wiki ya 8 Siku ya 5

Chora mstari kulinganisha picha na jina.

	fyeka
	sokoni
	mkulima
	mboga
	majani

Name: \_\_\_\_\_

English

## Week 9 Day 1

Read the story.


Today is a hot day. First Jane and Ben ride to the lake. Jane says "Ben there is a cow in the field." Ben sees the cow. Next, Ben and Jane see a duck in the lake. The duck is far. Last, Jane and Ben see a cock on a shed. Then Jane and Ben go home.

Match the sentence with the picture.


Jane sees a cow in the field.



Ben sees a duck in the lake.



Jane sees a cock on a shed.



Jina: \_\_\_\_\_

**Kiswahili**

## Wiki ya 9 Siku ya 1

Chora mstari chini ya neno linaloisha kwa silabi hii.

<b>nu</b>	nuru	runinga	rununu
<b>sa</b>	samaki	darasa	asali
<b>zi</b>	ziada	ndizi	nzuri
<b>bu</b>	babu	buriani	badala
<b>ri</b>	hadithi	swali	tajiri




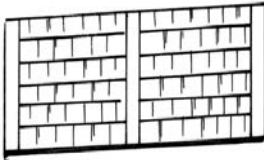


Name: \_\_\_\_\_

English

## Week 9 Day 2

Circle the end sound.

Pictures	Sounds
	<p><u>k</u>    <u>d</u>    <u>sl</u></p>
	<p><u>sh</u>    <u>l</u>    <u>d</u></p>
	<p><u>k</u>    <u>l</u>    <u>m</u></p>
	<p><u>w</u>    <u>a</u>    <u>l</u></p>

## Wiki ya 9 Siku ya 2

### Kajembe

Kajembe ni mwanafunzi katika shule ya Kisima. Kajembe hapendi kwenda shuleni. Kila wakati, yeye husinzia darasani. Mwalimu wake Kajembe huwa anamsihi atie bidii masomoni.

Kijijini, Kajembe hana sifa nzuri. Badala ya kufanya kazi nyumbani, yeye anapenda kukaa chini ya mti akicheza na simu ya rununu ya mama yake. Wazazi wake wakienda shambani, Kajembe huwa anasema ni mgonjwa. Wazazi wake wakienda kazini, yeye hufungua televisheni na kustarehe nyumbani. Wazazi wake wakiuza mazao yao, Kajembe hutaka anufaike na fedha wanazopata.



#### Jibu maswali

① Kajembe anasomea wapi?

\_\_\_\_\_

② Kajembe anafanya nini badala ya kufanya kazi nyumbani? \_\_\_\_\_

③ Kwa nini Kajembe hana sifa nzuri?

\_\_\_\_\_

④ Je, wewe husaidia kazi gani nyumbani?

\_\_\_\_\_

Name: \_\_\_\_\_

English

## Week 9 Day 3

Read the story.

Jane and Ben clean the school. First, Jane and Ben drag the seats outside. Next, Jane and Ben sweep the floor. Then Jane and Ben wash the floor and the walls. Now, Jane and Ben let it dry. Last, Jane and Ben bring the seats back in the school.

Match the sentence with the picture.


Jane and Ben sweep the floor.



Jane and Ben drag the seats.



Jane and Ben wash the walls.



Jina: \_\_\_\_\_

**Kiswahili**

### Wiki ya 9 Siku ya 3

Chora mstari kulinganisha picha na neno



taa



kiti



simu



mdudu






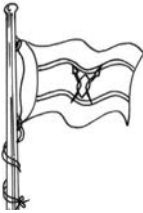
tarakilishi

Name: \_\_\_\_\_

English

## Week 9 Day 4

Write the word.

Pictures	Letters
	a s g l s _____
	r f a m _____
	c r a t _____
	g f a l _____


Jina: \_\_\_\_\_

Kiswahili

## Wiki ya 9 Siku ya 4

### Usafi

Ukitaka kuwa na afya nzuri, hakikisha kila sehemu ya mwili ni safi kila siku. Hakikisha nyumba yako ni safi. Ukifanyahivyo, utakuwa na afya bora. Wadudu kama



vile kombamwiko, nzi na viroboto huishi pahali palipo na uchafu. Baadaye wao huingia kwenye chakula na vinywaji na kuleta magonjwa.

Watu hufanya kazi kwa bidii huhakikisha ni wasafi na wawe na afya nzuri.

### Jibu maswali yafuatayo.

- ① Taja wadudu ambao wanaishi kwenye uchafu.

\_\_\_\_\_

- ② Ni mambo gani unayoweza kufanya ili kuwa na afya bora? \_\_\_\_\_

- ③ Kulingana na hadithi hii, magojwa hutoka wapi?

\_\_\_\_\_

Name: \_\_\_\_\_

English

## Week 9 Day 5

Read the story.

Jane and Ben go to the shop to sell the maize. Jane has the maize. Jane puts the maize in a grey sack. Jane and Ben drag the maize to the shop.

Jane puts the maize in a big bin. Jane and Ben sell the maize. Jane and Ben go home to the farm

and plant more maize. Jane and Ben like maize. Do you like maize too?

Draw the pictures.

Jane has maize.	Jane puts the maize in a bin.	They plant maize.

Jina: \_\_\_\_\_

Kiswahili

## Wiki ya 9 Siku ya 5

Chora mviringo kwenye picha yenye jina linaloisha kwa silabi ifuatayo.

mbe			
nya			
mu			
ti			
cho			



Name: \_\_\_\_\_

English

## Week 10 Day 1

Read the story.

Baby Sara will dress. First, baby Sara puts on her hat. Then, Baby Sara puts on her socks. Then, Sara puts on her shoes. Next, Baby Sara goes outside. She sees Ben. Ben asks, "Where is the skirt and the shirt?" Baby Sara runs in the home. She puts on her shirt and skirt. Now, Baby Sara is happy.

Draw the pictures.

Baby Sara putting on socks.	Baby Sara putting on a hat.	Baby Sara putting on her shoes.

Jina: \_\_\_\_\_

**Kiswahili**

## Wiki ya 10 Siku ya 1

Chora mstari chini ya neno linaloisha kwa silabi hii.




<b>ngu</b>	ngurumo, mawingu, mbinguni
<b>ka</b>	tulikuwa, tukachezea, tulirukaruka
<b>vu</b>	vumilia, tulivu, vua
<b>ko</b>	kombamwiko, korocho, kumbikumbi
<b>to</b>	mtoni, kutoa, kiroboto

Name: \_\_\_\_\_

English

## Week 10 Day 2

Circle the end sound.

Pictures	Sounds
	<p><u>s</u>      <u>k</u>      <u>m</u></p>
	<p><u>k</u>      <u>s</u>      <u>m</u></p>
	<p><u>dr</u>      <u>s</u>      <u>t</u></p>
	<p><u>t</u>      <u>s</u>      <u>k</u></p>

Jina: \_\_\_\_\_

Kiswahili

## Wiki ya 10 Siku ya 2

### Wakulima washerehekea

Wakulima wa kijiji chetu wanatia bidii sana. Wanapanda mahindi, mboga, mihogo, ndizi na viazi vitamu. Wakulima wana mashamba makubwa na hulima wakitumia trekta.

Wakulima hufurahia wakati kuna mvua nyingi. Kukiwa na mvua nyingi, wakulima hupata mazao mengi. Ng'ombe wao pia hupata chakula kingi na kuzaa ndama wengi. Wanapouza mazao yao sokoni, wakulima hufurahia kazi yao.



#### Jibu maswali yafuatayo.

① Wakulima kijijini mwetu hulima wakitumia nini?

\_\_\_\_\_

② Wakulima kijijini mwetu hapanda nini? \_\_\_\_\_

\_\_\_\_\_

③ Kwa nini wakulima hufurahia wakati kuna mvua nyingi? \_\_\_\_\_

\_\_\_\_\_

Name: \_\_\_\_\_

English

## Week 10 Day 3

Read the story.

Mary will sell the clothes. She puts the clothes in the bins. The red bin says "Boy clothes." Mary puts shorts, shirts, a kanzu, a kikoi and a turban in the bin. The grey bin says "Girl Clothes." Mary puts a skirt, a blouse, a dress, a lessa and a head scarf in the bin. Now, Mary will go to the shop. Mary will sell the clothes.

Draw the pictures.
















Mary will sell the clothes.	Mary puts the shorts in the bin.	Mary puts the dress in the bin.

Jina: \_\_\_\_\_

Kiswahili

### Wiki ya 10 Siku ya 3

Chora mviringo kwenye picha yenye jina linaloisha kwa silabi ifuatayo





mbwa			
du			
ngu			
ma			
li			

Name: \_\_\_\_\_

English

## Week 10 Day 4

Write the word.

Pictures	Letters
	t s i h r _____
	k s r i t _____
	r b d i _____
	l s g i r _____

Jina: \_\_\_\_\_

Kiswahili

## Wiki ya 10 Siku ya 4

### Maji

Maji yana manufaa mengi sana. Tunatumia maji kuoga ili tuwe na afya bora. Tukioga, hatuwezi kupata magojwa ambayo huletwa na wadudu kama vile viroboto, kombamwiko na nzi.

Wanyama pia huhitaji maji. Lazima wanyama wanywe maji ili wawe na afya njema. Samaki nao huogelea majini. Mimea pia inahitaji maji ili wakulima wapate mazao mengi. Maji huletwa na mvua. Tusiharibu maji.



#### Jibu maswali yafuatayo.

① Taja manufaa ya maji.

\_\_\_\_\_

② Maji hutoka wapi? \_\_\_\_\_

③ Kwa nini watu wasiharibu maji?

\_\_\_\_\_

④ Je, unafikiri ni nini inaweza kufanyika maji yakikosekana?

\_\_\_\_\_



Name: \_\_\_\_\_

English

## Week 10 Day 5

Read the story.

Jane and Ben enjoy school. Jane and Ben wear uniforms in school. Jane has a grey skirt, socks and a blouse. She has black shoes too. Ben has a uniform too. Ben has grey shorts, and a white shirt. Ben has white socks and black shoes. The uniforms look nice!

Draw the pictures.


Jane has a grey skirt.	Jane has black shoes.	Ben has a white shirt.

Jina: \_\_\_\_\_

Kiswahili

## Wiki ya 10 Siku ya 5

Jaza mraba



A	D	H	G	O	P	C	Q
A	R	X	Y	M	J	H	R
M	A	N	J	I	V	A	S
V	D	Y	N	T	K	K	T
U	I	E	N	I	M	V	U
A	O	S	I	C	L	L	V
		H	E	B	C	A	W
Z		A	A	X	Y	W	A