




USAID
FROM THE AMERICAN PEOPLE



Homework Book

English • Kiswahili

Class 1



Primary Math and Reading (PRIMR) Initiative

My
Homework
Book 1


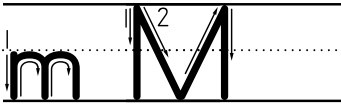
Name: _____

English

Week 1 Day 1

Colour the letter. Write the letter.

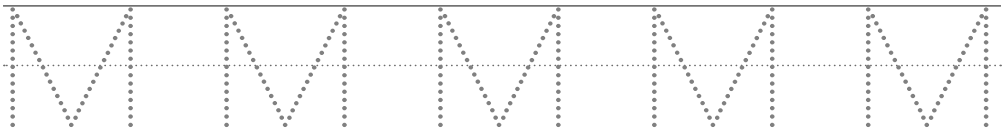
m M



moon

mouth

mango



Jina: _____

Kiswahili

Wiki ya 1 Siku ya 1

Jaza pengo.

____ ka

(pa, ma)

____ ma

(ma, pa)



Fuutilizia.




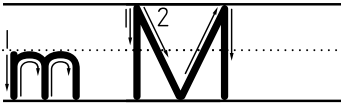
Name: _____

English

Week 1 Day 2

Colour the letter. Write the letter.

m M



moon

mouth

mango



Jina: _____

Wiki ya 1 Siku ya 2

Andika jina la picha kwenye pengo.

Mama na paka

Paka anaona _____ .



mama anaona _____ .



Fuutilizia.



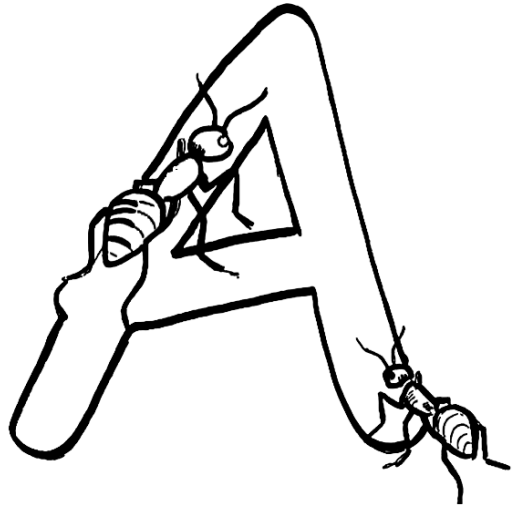
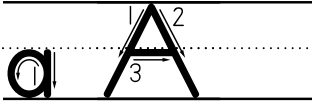
Name: _____

English

Week 1 Day 3

Colour the letter. Write the letter.

a A



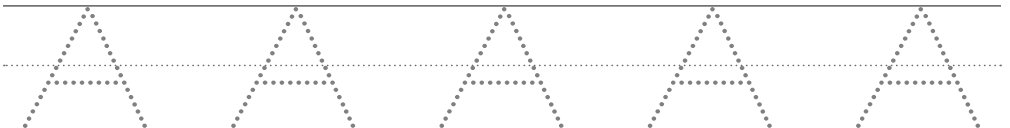
apple



Africa



ant



Jina: _____

Kiswahili

Wiki ya 1 Siku ya 3

Chora.

paka


mama

Chora mviringo kwenye picha yenye jina linaloanza kwa herufi zifuatazo.

p



m




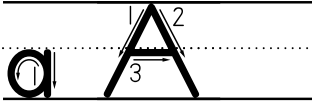
Name: _____

English

Week 1 Day 4

Colour the letter. Write the letter.

a A



apple



Africa



ant






Jina: _____

Kiswahili

Wiki ya 1 Siku ya 4

Tia rangi.



Soma hadithi.

Paka na mama

Paka anaona mama.

Mama anaona paka.

Mama anaona paka ama paka anaona mama?

Fuutilizia.



paka



mama

Name: _____

Week 1 Day 5

Read the words.

blackboard

door


window

pencil

book



Trace the words.



book	pencil	door
------	--------	------

Copy the words below.

book


door


Jina: _____

Kiswahili

Wiki ya 1 Siku ya 5

Andika jina la picha kwenye pengo.

Mama anaona  _____.

Paka anaona  _____.

Tia rangi na uandike jina.



.....



.....


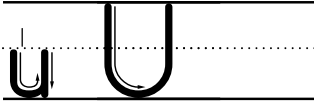
Name: _____

English

Week 2 Day 1

Colour the letter. Write the letter.

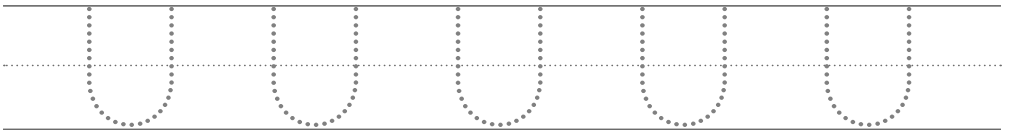
u U



umbrella

up

under



Jina: _____

Kiswahili

Wiki ya 2 Siku ya 1

Jaza pengo.

_____ ma



_____ ua



_____ ka



_____ ma



Fuatilizia.



uma



maua


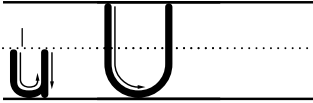
Name: _____

English

Week 2 Day 2

Colour the letter. Write the letter.


u U



umbrella

up

under



Jina: _____

Kiswahili

Wiki ya 2 Siku ya 2

Soma hadithi.

Mama, paka na maua

Paka anaona maua na mama.

Mama anaona paka na maua.

Andika jina la picha kwenye pengo.

Paka anaona _____ na



_____.

Mama anaona _____ na



maua.


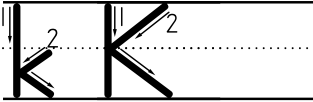
Name: _____

English

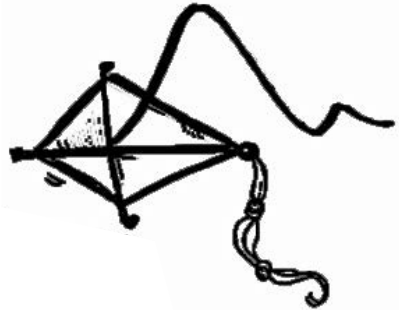
Week 2 Day 3

Colour the letter. Write the letter.

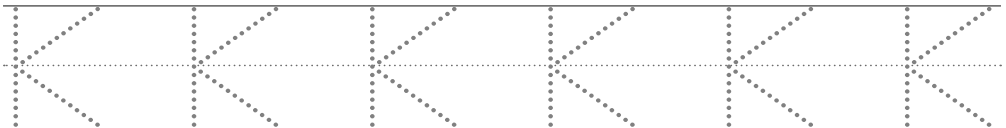
k K



key



kite



Jina: _____

Kiswahili

Wiki ya 2 Siku ya 3

Chora mviringo kwenye picha yenye jina linaloanza kwa herufi zifuatazo.

m



u



p




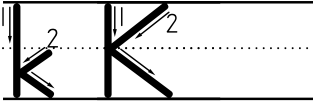
Name: _____

English

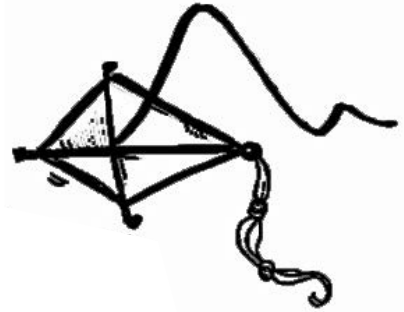
Week 2 Day 4

Colour the letter. Write the letter.

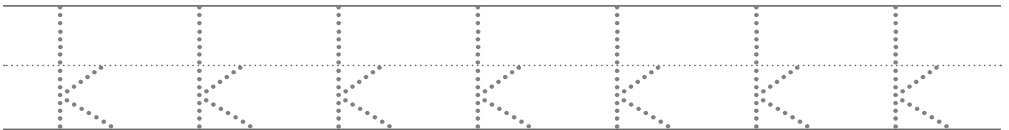
k K



key



kite



Jina: _____

Kiswahili

Wiki ya 2 Siku ya 4

Andika jina la picha kwenye pengo. Soma hadithi.

Mama anaona ukuta. _____



anaona _____.



Kaka anaona _____.

maua. Paka akamuuma kuku. Kuku akamuuma _____.

kaka. _____



akaamua kukaa. Kaka _____

akaamua kukaa.

Name: _____

English

Week 2 Day 5

Read the words.

cat

baby

sister


brother

mother

father



Trace the words.



Jina: _____

Kiswahili

Wiki ya 2 Siku ya 5

Andika jina la picha kwenye pengo. Soma hadithi.




_____ anaona



_____ na



_____. Kaka anaona  _____.

Fuatilizia.



maua



uma



kaka

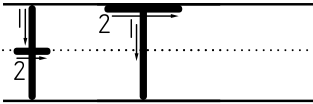
Name: _____

English

Week 3 Day 1

Colour the letter. Write the letter.

t T



10

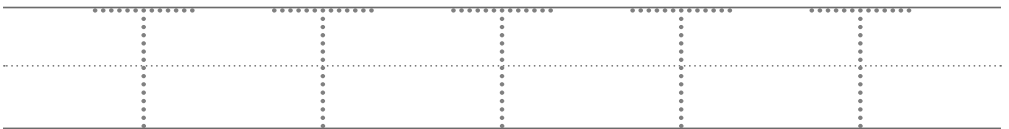
ten



toe



tea



Jina: _____

Kiswahili

Wiki ya 3 Siku ya 1

Jaza pengo ukitumia majina ya picha zifuatazo.

___ ___ kaa

___ ___ ka



Fuatilizia.



kaa

makaa


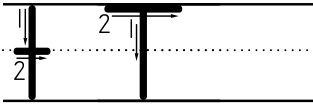
Name: _____

English

Week 3 Day 2

Colour the letter. Write the letter.

t T



10

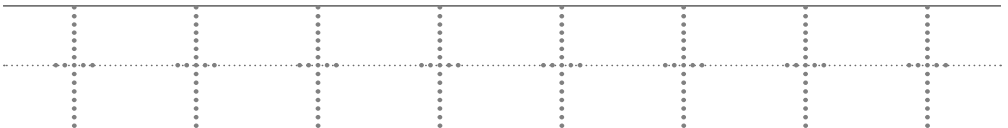
ten



toe



tea



Jina: _____

Kiswahili

Wiki ya 3 Siku ya 2

Soma hadithi.

Mama, kaka na makaa

Kaka anaona mama. Mama anaona kaka.
Kaka anaona takataka. Amu anaona makaa.
Paka ataka kumuuma mama.

Andika jina la picha kwenye pengo.
Soma hadithi.



_____ anaona



_____.

Mama anaona kaka.

kaka anaona takataka.

Amu anaona



_____.

Fuatilizia



kaka



makaa

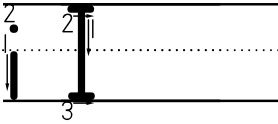
Name: _____

English

Week 3 Day 3

Colour the letter. Write the letter.

i I



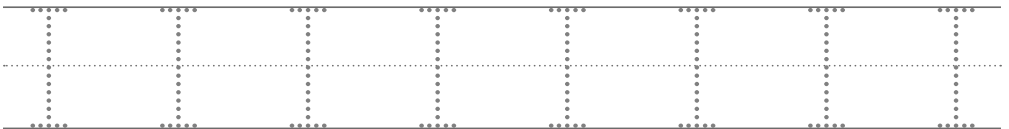
ink



pig



ice



Jina: _____

Kiswahili

Wiki ya 3 Siku ya 3

Chora mviringo kwenye picha yenye jina linaloanza kwa herufi zifuatazo.

m



u



k



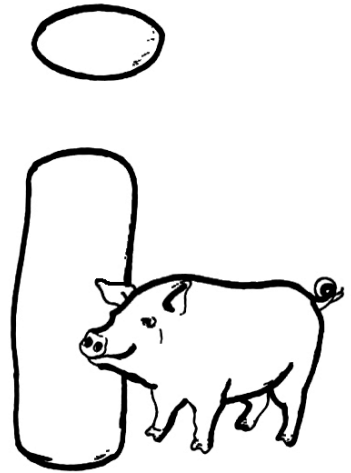
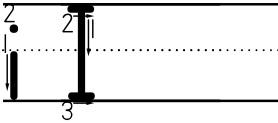
Name: _____

English


Week 3 Day 4

Colour the letter. Write the letter.

i I



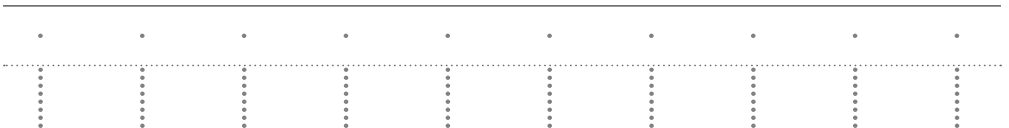
ink



pig



ice



Jina: _____

Kiswahili

Wiki ya 3 Siku ya 4

Soma hadithi.

Kima

Kaa anataka kumuuma mama. Mama anaona kaa. Mama anakataa kukaa na kaa. Kaa anataka kukaa na paka. Paka anakataa. Kaa anataka kukaa na kuku. Kuku anakataa.

Fuatilizia.




kaa



paka



mama



kuku

Name: _____

English

Week 3 Day 5

Read the words. Colour the words in the picture.

cat




dog






goat



sheep



Trace the words.

		
cat	dog	goat

Jina: _____


Kiswahili

Wiki ya 3 Siku ya 5

Soma hadithi.

Amu ataka matatu kuukuu na taa.
Kaka anataka takataka na makaa.
Mama anataka kuku.

Andika majina ya picha hizi ukitumia hadithi.





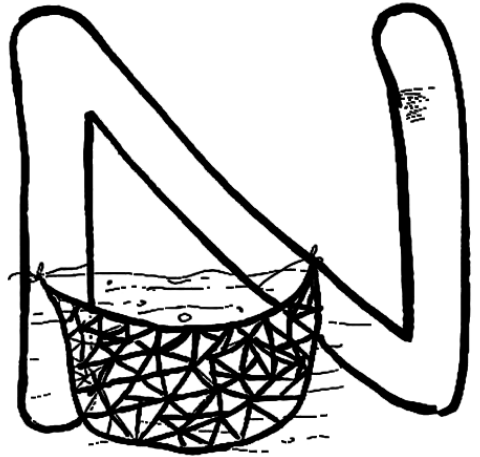
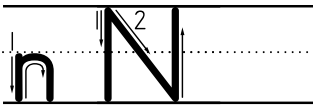
Name: _____

English

Week 4 Day 1

Colour the letter. Write the letter.


n N



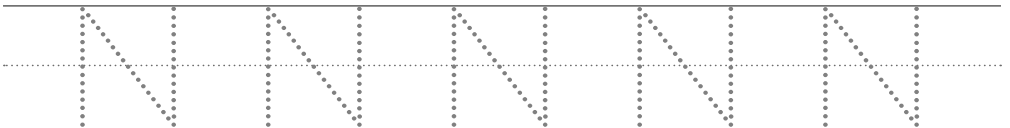
net



nine



nest



Jina: _____

Kiswahili


Wiki ya 4 Siku ya 1

Jaza pengo.


mt _____



ki_____



ku _____



Fuatilizia.



matatu



kaa


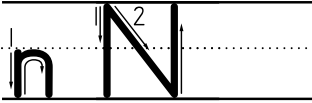
Name: _____

English

Week 4 Day 2

Colour the letter. Write the letter.

n N



net



nine



nest



Jina: _____

Kiswahili

Wiki ya 4 Siku ya 2

Soma hadithi.

Mama, kaka, Amu na paka

Mama anakaa kitini. Kaka anakaa kitini. kaa anakaa mtini. Paka anataka kukaa na mama. Mama anakataa. Paka anataka kukaa na kaka. Kaka anakataa. Paka anakaa na kaa.

Chora.

Mama anakaa kitini.

Paka anakaa na kaa.



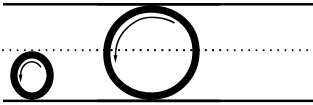
Name: _____

English

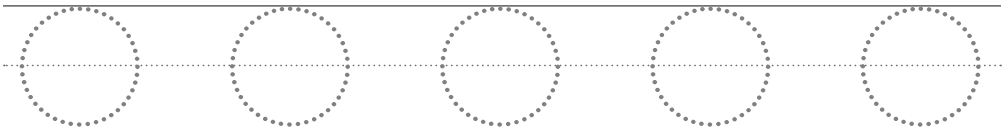
Week 4 Day 3

Colour the letter. Write the letter.

o O



orange octopus open



Jina: _____

Kiswahili

Wiki ya 4 Siku ya 3

Chora mviringo kwenye picha yenye jina linaloanza kwa herufi zifuatazo.

m



k



u





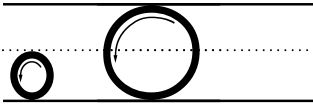
Name: _____

English

Week 4 Day 4

Colour the letter. Write the letter.

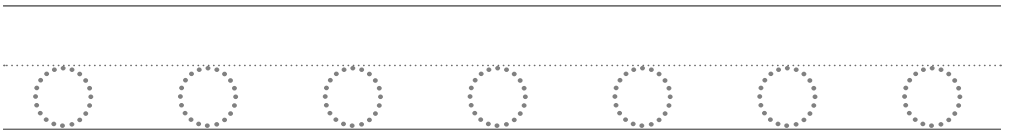
o O



orange

octopus

open



Jina: _____

Kiswahili

Wiki ya 4 Siku ya 4

Soma hadithi.

Paka anatamani kukaa na mama

Mama anatoa makaa. Motoni, kuna ini nono. Paka anaona moto. Paka anatamani kukaa na mama kitini. Kuku atamani kukaa na mama kitini. Mama anaona kaa kitini. Mama anakataa kukaa kitini.

Chora.

kaa

kuku

Name: _____

English

Week 4 Day 5


Read the words. Colour the words in the picture.

sun




tree

hill

lake



Trace the words.

		
sun	tree	lake

Jina: _____


Kiswahili

Wiki ya 4 Siku ya 5

Soma hadithi.

Kamau, Koki na mama

Kamau ananunua kaimati
na asali. Koki anatamani
kula asali. Kamau anakataa.



Anataka asali. Mama anataka kuku. Paka
anataka kaa.

Jaza pengo ukitumia maneno kutoka kwa hadithi.

1. Kamau ananunua _____ na asali.
2. Koki anatamani kula _____ .
3. Mama anataka _____ .
4. Paka anataka _____ .



Name: _____

English

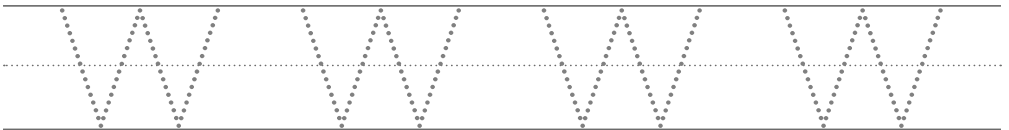
Week 5 Day 1

Colour the letter. Write the letter.

w W



window warthog watch



Jina: _____

Kiswahili

Wiki ya 5 Siku ya 1

Jaza pengo.

ki _____



wat _____ t _____



mt _____ m _____



Fuutilizia.



kima

watoto

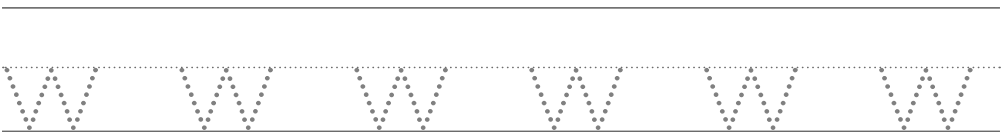

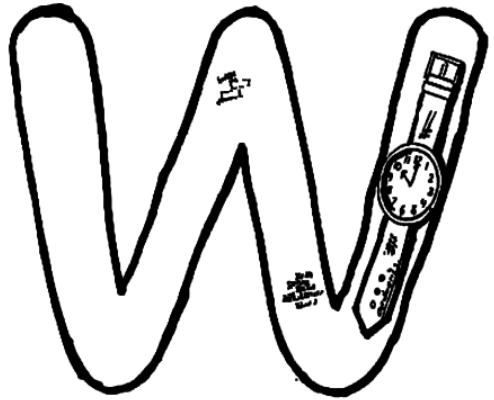
Name: _____

English

Week 5 Day 2

Colour the letter. Write the letter.

w W



Jina: _____

Kiswahili

Wiki ya 5 Siku ya 2

Soma hadithi.

Watoto wa kima

Watoto wa kima wanatamani mtama mtamu. Kila mtoto ana mikia mitatu.



Mama akawaita paka na kaka. Kaka na paka wanawatimua kima. Kima wanakataa. Kaka na paka wanawaita watu. Watu wakawatoa kima mtamani.



k ____ m ____



m ____ m ____



mt ____ m ____



k ____ k ____


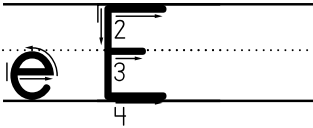
Name: _____

English

Week 5 Day 3

Colour the letter. Write the letter.

e E



elephant



egg



eye

--	--	--	--	--	--

Jina: _____

Kiswahili

Wiki ya 5 Siku ya 3

Chora mviringo kwenye picha yenye jina linaloanza kwa herufi zifuatazo.

m



k



a



Chora.

asali

mtama

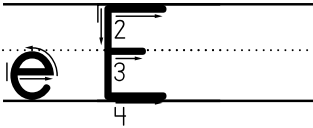
Name: _____

English

Week 5 Day 4

Colour the letter. Write the letter.

e E



elephant



egg



eye



Jina: _____

Kiswahili

Wiki ya 5 Siku ya 4

Soma hadithi.

Mwewe

Mwewe amekaa mtini. Mwewe akawaona watoto wa kuku. Mwewe anatamani kumuuma mtoto wa kuku. Kaka akamwita mama. “Mama, mama, ona mwewe. Anataka kumuuma kuku.” Mama akatoka na mawe na akamtimua mwewe. Mwewe akakaa mtini. Paka akamwona mwewe mtini. Paka akamuuma mwewe. Mwewe akamtimua paka.

Andika haya maneno vizuri.



wemwe _____

kapa _____

Name: _____

English

Week 5 Day 5

Colour the pictures. Write the words.



one



two



three



four



five



six



seven



eight



nine



ten

Jina: _____

Kiswahili

Wiki ya 5 Siku ya 5

Soma hadithi na ujibu maswali.

Kima na watoto

Kima mkuu ana watoto watano.

Kila mtoto wa kima ana mikia mitatu.

Watoto wa kima wanatamani kula asali. Mama anakataa.

Mama ya kima anawaitea limau.

Watoto wanakataa.



1. Kima ana watoto _____ .

2. Watoto wa kima wanatamani kula
_____ .

3. Mama anawaitea watoto wa kima _____
_____ .

Name: _____

English

Week 6 Day 1

Colour the letter. Write the letter.

L L



lion



log



lizard



Jina: _____

Kiswahili

Wiki ya 6 Siku ya 1


Jaza pengo.



mwe _____
(we, te)



mke _____
(ta, ka)



_____ ku
(ka, ku)



ma _____
(we, ti)

Fuutilizia.



moto



mti

Name: _____

English

Week 6 Day 2

Colour the letter. Write the letter.

I L



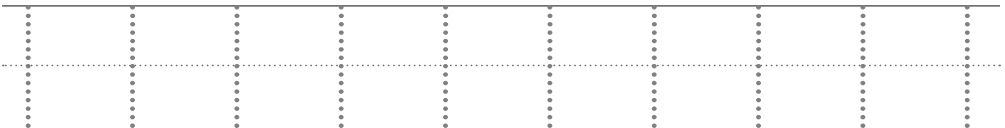
lion



log



lizard



Jina: _____

Kiswahili

Wiki ya 6 Siku ya 2

Soma hadithi na ujibu maswali yafuatayo.

Tai mkuu

Tai mkuu akamuona mtoto wa paka. Mtoto wa paka amekaa chini. Tai mkuu akamtimua mtoto wa paka. Paka akamuona tai mkuu. Mama akaona tai mkuu. Mama akatoka na mawe, akamtimua tai mkuu. Nelima akamuona tai mkuu. Akatamani kumtimua tai mkuu.



1. Tai mkuu alimuona mtoto wa nani?

2. Mtoto wa paka amekaa wapi?

3. Nelima alitamani kumtimua nani?


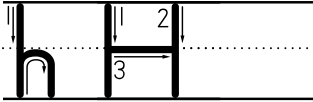
Name: _____

English

Week 6 Day 3

Colour the letter. Write the letter.

h H



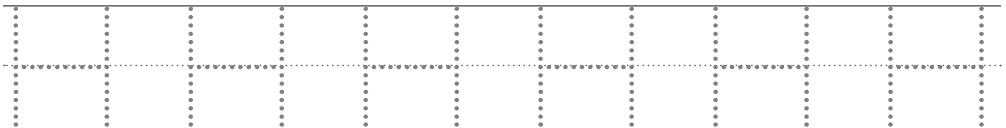
hen



hat



hand




Jina: _____

Kiswahili

Wiki ya 6 Siku ya 3

Jaza pengo.



h____t____li




as____l____



p____k____



mk____t____



lima____



m____m____


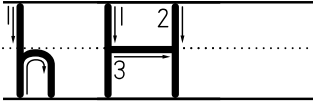
Name: _____

English

Week 6 Day 4

Colour the letter. Write the letter.

h H



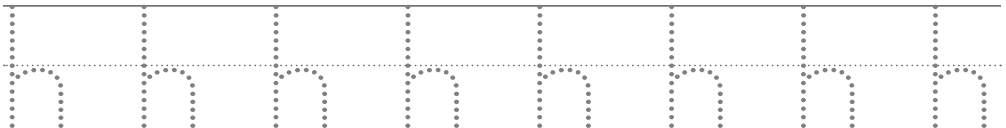
hen



hat



hand



Jina: _____

Kiswahili

Wiki ya 6 Siku ya 4

Soma na ujibu maswali.

Ini nono

Mama alimletea Nelima ini nono. Paka akamuona Nelima. Paka alitamani kula ini nono. Nelima akalitema ini nono. Ini nono linanuka. Nelima hakula ini nono. Mama akamletea kahawa tamu na kaimati. Paka akakula ini nono.



1. Mama alimletea Nelima nini? _____
2. Nelima alitema nini? _____
3. Paka alikula nini? _____

Name: _____

English

Week 6 Day 5

Read the words. Colour the words in the picture.

shirt

skirt

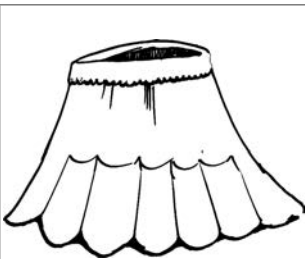
pair of
shoes

sweater

pair of
socks



Trace the words.



skirt

shoes

socks

Jina: _____

Kiswahili

Wiki ya 6 Siku ya 5

Jaza pengo ukitumia majina ya picha.



_____ ana watoto watano. Kila mtoto

wa kima ana



_____ mitatu. Mama

anaona watoto wa kima



_____.

Fuutilizia.



kima



mikia



mtama

Name: _____


English

Week 7 Day 1

Colour the letter. Write the letter.

s S

s S



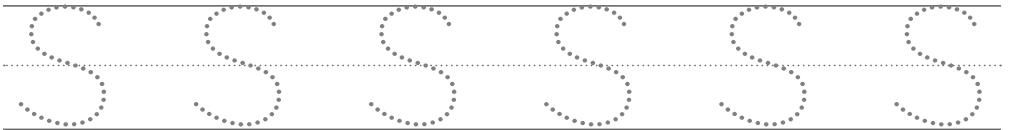
snake



sad



sit



Jina: _____

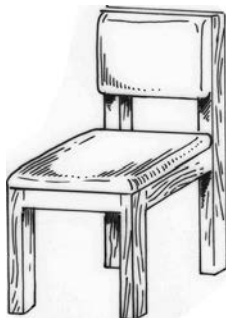
Kiswahili

Wiki ya 7 Siku ya 1


Jaza pengo.




ta___lo



k___t___



hot___|___



___ima___

Name: _____

English

Week 7 Day 2

Colour the letter. Write the letter.

s S

s S



snake



sad



sit



Jina: _____

Kiswahili

Wiki ya 7 Siku ya 2

Soma hadithi na ujibu maswali.

Sara, mama na baba

Sara na mama walienda sokoni. Walinunua mkate, mtama, kaimati na maini. Baba aliwapeleka hotelini. Sara alikunywa kahawa. Mama hakutaka kunywa kahawa. Alitaka kula mkate. Baba alikula wali.



1. Sara na mama yake walienda wapi?

2. Sara alitaka nini? _____

3. Baba alikula nini? _____

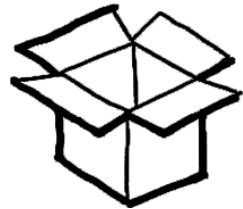

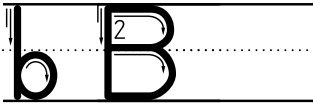
Name: _____

English

Week 7 Day 3

Colour the letter. Write the letter.

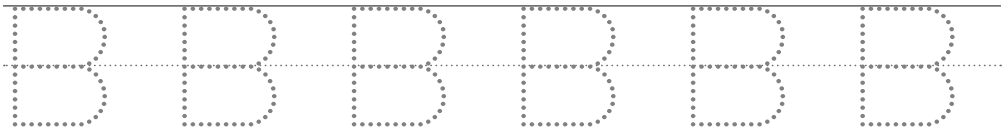
b B



bee

baby

box




Jina: _____

Kiswahili

Wiki ya 7 Siku ya 3

Jaza pengo.




mt_____



as_____li



mk_____be



so_____oni

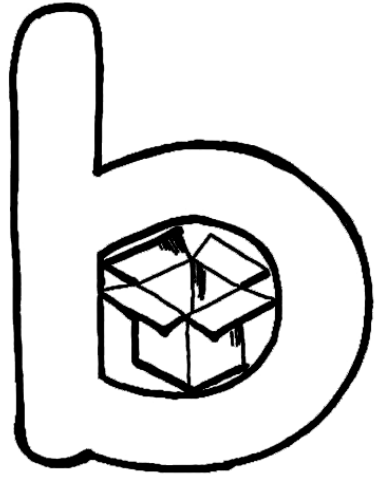
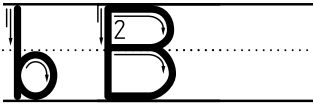
Name: _____

English

Week 7 Day 4

Colour the letter. Write the letter.

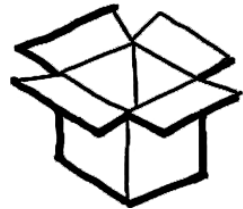
b B



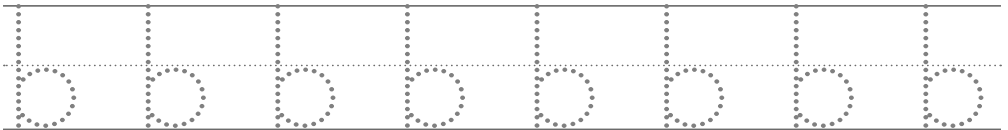
bee



baby



box



Jina: _____


Kiswahili

Wiki ya 7 Siku ya 4

Soma hadithi na ujibu maswali.

Hotelini

Baba alitamani kula biskuti na kahawa tamu hotelini. Baba akaenda soko la Sokomoko. Kulikuwa na kahawa tamu kwa birika na biskuti kwa mkebe.



Baba alimuona Helena hotelini. Helena alikuwa na bakuli la wali na maini.

1. Baba alitamani kula nini?

2. Baba alienda soko gani?

3. Helena alikuwa na bakuli la nini hotelini?

Name: _____

English

Week 7 Day 5



Read the word. Colour the words in the picture.

fish

rice

bread

pot



Trace the words.



fish

shoes

bread

Jina: _____

Kiswahili

Wiki ya 7 Siku ya 5

Jaza pengo ukitumia jina la picha zifuatazo.



_____ alikunywa kahawa tamu kwa



_____. Kahawa tamu iliwekwa kwa



Fuutilizia.




babu



birika



bakuli



kabati

Name: _____

English

Week 8 Day 1

Read the story. Draw a line from the word to the picture.
Write the words.

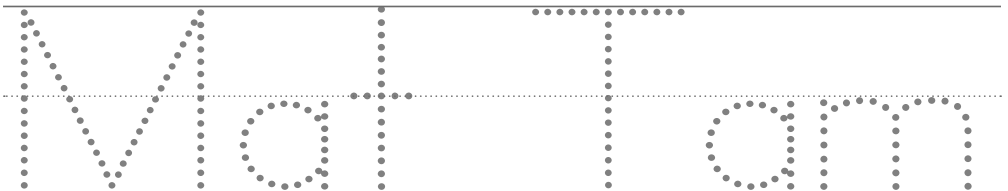
Here

Here is Mat.
Here is Tam.
Is Mat here?
Is Tam here?

Mat



Tam

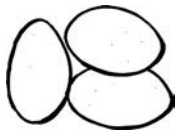


Jina: _____

Kiswahili

Wiki ya 8 Siku ya 1


Jaza pengo.



___ ___ yai



___ toto



ki ___ ___



___ ___ kuli

Fuatilizia.

mayai

mtoto

Name: _____

English

Week 8 Day 2

Write the letter. Read the word.



_____ am



_____ at

Jina: _____

Kiswahili

Wiki ya 8 Siku ya 2

Soma hadithi na ujibu maswali.

Mama yetu

Mama yetu ni Lulu. Mama yetu anatupenda sana. Kila asubuhi, mama hutupikia mayai.



Kabla ya kulala, mama yetu anatusimamia kuyaelewa masomo yetu. Ukiwa mtoto anayetii, yeye atakusomea hekaya kabla ya kulala.

1. Mama yetu anaitwa nani?

2. Mama yetu hutupikia nini kila asubuhi?

3. Ukiwa mtoto anayetii, mama atakusomea nini?

Name: _____

English

Week 8 Day 3

Read the story. Draw a line from the word to the picture.
Write the words.

I am

Mat is here.

Tam is here.

I am Mat.

I am Tam.

Tam



Mat



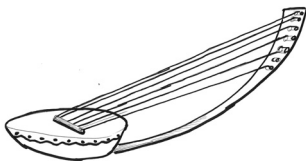
Tam Mat

Jina: _____

Kiswahili

Wiki ya 8 Siku ya 3

Jaza pengo.



z _ _ z _ _



za _ _ i _ _ u



b _ _ r _ _ k _ _



b _ _ k _ _ l _ _

Name: _____

English


Week 8 Day 4

Write the words. Circle the words that have the m sound.

M



Mat



here



Tam

Jina: _____

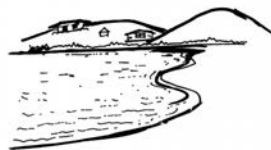
Kiswahili

Wiki ya 8 Siku ya 4

Soma hadithi na ujibu maswali.

Likizo

Kaka ya Kamau ni Lorani. Wakati wa likizo, Kamau na Lorani walielekea ziwani. Huku ziwani, waliona minazi na mizabibu. Walitamani kula zabibu na minazi. Walinunulia mama yao zabibu na nazi. Mama yao akatabasamu.



1. Kaka ya Kamau anaitwa nani? _____ .
2. Kamau na Lorani walielekea wapi wakati wa likizo? _____ .
3. Kamau na Lorani walinunulia mama yao nini?
_____ .

Name: _____

English

Week 8 Day 5

Read the story. Draw a line from the word to the picture.
Write the words.

Mat and Tam

Mat met Tam.

“I am here,” said Tam.

“Here I am,” said Mat.

Mat



Tam



I am here

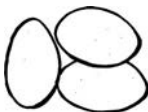
Jina: _____

Kiswahili

Wiki ya 8 Siku ya 5

Jaza pengo ukitumia jina la picha zifuatazo.

Oyoo anatamani kula _____.

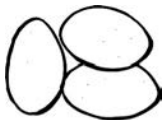


Lakini babu yake hana _____.



Yeye atakula ugali na mabuyu.

Fuutilizia.



mayai



kuku

Name: _____

English

Week 9 Day 1

Read the story. Draw a line from the word to the picture.

Is Mat here?

“Is Mat here?” said Tam.

“I am here,” said Mat.

Tam and Mat met.

Tam and Mat play.

Tam



Mat



play




Jina: _____

Kiswahili

Wiki ya 9 Siku ya 1

Jaza pengo.



_____ zi

s_____ko_____i

Fuutilizia.

wezi

sokoni

kisogo

mabega

magoli

Name: _____

English

Week 9 Day 2

Circle the words with the sound.

T



Mat



play



met

A



Tam



met



sit

E



Mat



said



met

Jina: _____

Kiswahili

Wiki ya 9 Siku ya 2

Soma hadithi na ujibu maswali.

Wezi

Sofia na babu walielekea sokoni mogotio. Walinunua zabibu na nazi sokoni.

Waliita watu kuwabebea mizigo. Hawa watu

walikuwa wezi. Wezi walitaka kuiba mizigo yao. Watu waliwakamata wezi na kuwapeleka katika kituo cha polisi.



1. Sofia na babu yake walienda sokoni wapi?

2. Walinunua nini sokoni?

3. Watu sokoni walifanya wezi nini?

Name: _____

English

Week 9 Day 3

Read the story. Draw a line from the word to the picture.

Tam and Mat

Here is Tam.

Tam said, "Is Mat here?"

Mat is here.

Mat and Tam sit.

Sit



Mat



Tam

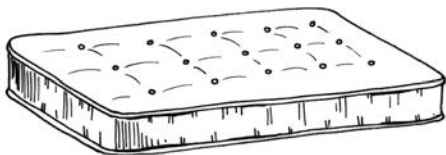


Jina: _____

Kiswahili

Wiki ya 9 Siku ya 3


Jaza pengo.




g____do____o



miz____g____



____ok____ni



Z____i____w____

Name: _____

English

Week 9 Day 4

Write the letter. Read the word.



_____ at



_____ am



_____ et

Jina: _____

Kiswahili

Wiki ya 9 Siku ya 4

Soma hadithi na ujibu maswali.

Sokoni

Koki na Mugambi walielekea sokoni. Koki akasema, “Mugambi, leo tutanunua mtama, zabibu



na nazi.” Mugambi alitamani kununua soda, lakini hana mali. Mugambi akauliza Sofia, “Sofia, unaweza kuninunulia soda?” “La, sina mali.” Mama yake Mugambi akatokea. Mugambi akauliza mama yake, “Mama unaweza kuninunulia soda?” “Naam Mugambi,” mama yake akakubali. Akamnunulia soda.

1. Kwa nini Sofia hakumnunulia Mugambi soda?

2. Nani alimnunulia Mugambi soda?

Name: _____

English

Week 9 Day 5

Read the story. Draw a line from the word to the picture.

Mat and Tam

“I am here,” said Mat.

“I am here,” said Tam.

Mat and Tam met.

Mat and Tam play.

Mat



Play



Met



Jina: _____

Kiswahili

Wiki ya 9 Siku ya 5

Soma hadithi na ujibu maswali.

Likizo

Kaka ya Kamau ni Lorani. Wakati wa likizo, Kamau na Lorani walielekea ziwani. Huku ziwani, waliona minazi na mizabibu. Walitamani kula zabibu na minazi. Walinunulia mama yao zabibu na nazi. Mama yao akatabasamu.



1. Lorani na Kamau walielekea wapi wakati wa likizo? _____

2. Waliona nini huku ziwani? _____

3. Walinunulia mama yao nini? _____

Name: _____

English

Week 10 Day 1

Read the story. Draw a line from the word to the picture.

Mat, Sam and Tam

“Is Mat here?” said Sam.

“He is here,” said Tam.

Mat, Sam and Tam play.

Sam



play



said



Jina: _____

Kiswahili

Wiki ya 10 Siku ya 1

Jaza pengo.




____ tu



____ tatu



____ nya



ka__a__i

Fuatilizia.

jilo na jitu

kijijini


Ijumaa

Name: _____

English

Week 10 Day 2

Write the words. Circle the words with the e sound.



met



sat



said

E

Jina: _____

Kiswahili

Wiki ya 10 Siku ya 2

Soma hadithi na ujibu maswali.

Kima mtamani

Siku ya juma tatu, Juma aliona Kima mtamani. Akasema “Nimeona kima mtamani.” Wazazi wake hawakumwamini. Siku ya Juma nne, Jumatano na alhamisi, aliona kima mtamani tena. Siku ya Ijumaa, Juma alipatia Kima moto akatoroka. Wazazi wake walimuona kima mkuu akitoroka na kumwamini Juma.



1. Juma aliona nini siku ya Juma tatu? _____

2. Wazazi wake waliona nini ndio wakamwamini Juma?

Name: _____

English

Week 10 Day 3

Read the story. Draw a line from the word to the picture.

Tam and Mat

Mat, Sam and Tam play.
Tam said, "Let Sam sit."
Sam sat.
Tam and Mat play.

play



sit



Sam



Jina: _____

Kiswahili

Wiki ya 10 Siku ya 3


Jaza pengo




m _ _ z _ _ g _ _



r _ _ is



g _ _ r _ _



j _ _ t _ _

Name: _____

English

Week 10 Day 4

Write the letter. Read the word.



_____ at



_____ lay



_____ did

Jina: _____

Kiswahili

Wiki ya 10 Siku ya 4

Soma hadithi na ujibu maswali.

Safari ya babu

Katika mwezi wa Januari, babu yake Noni alikuja kijijini. Gari lake lilisimama sokoni. Alikuwa



amebeba mizigo kama vile mtama, mboga, na nazi. Babu yake alinunulia Noni doli na soda. Siku hiyo, Noni na wazazi wake walikuwa na furaha sana.

Jaza pengo.

1. Babu ya Noni alikuja mwezi gani? _____

2. Taja aina ya mizigo ambayo babu ya Noni alibeba.

3. Babu alinunulia Noni kitu gani? _____

Name: _____

English

Week 10 Day 5

Read the story. Draw a line from the word to the picture.

He said, "Tam and Mat play."
Tam and Mat said, "Is he here?"
"I am here," said Sam.
Tam, Mat and Sam play.

He said



Tam



play



Jina: _____

Kiswahili

Wiki ya 10 Siku ya 5

Soma hadithi na ujibu maswali.

Leo ni Juma tatu.
Baba yangu ataenda
kijijini. Jana kulikuwa
Juma pili. Mimi
nilienda kutembelea
nyanya yangu huko
sokoni. Nyanya yangu
atanipeleka kwa hoteli kesho.



1. Baba yangu ataenda wapi Juma tatu?

2. Mimi nilienda wapi Juma pili?

3. Nyanya yangu atanipeleka wapi kesho?
